



Regulamento Complementar

Intervalo para MASTER de 1 em 1 minuto, para a outras categorias será de 30 em 30 Segundos

MÉDIA SECA

- Master A
- Senior A
- Over 40 B
- Junior B
- Over 50 C
- Novatos C
- Duplas C

MÉDIA MOLHADA

- Master B
- Senior B
- Over 40 C
- Junior C
- Over 50 D
- Novatos D
- Duplas D

- PRESERVE O VERDE E RESPEITE AS PROPRIEDADES ALHEIAS.
- TODAS AS ESTRADAS ESTÃO ABERTAS AO TRANSITO.

	ATENÇÃO
	CUIDADO
	PERIGO

Tempo de Prova

A	04:41:44
B	04:53:32
C	05:13:56
D	05:38:44



Início de Prova

0.00		V	T1
		45	0.00.00
		45	0.00.00
		45	0.00.00

0.45		V	T2
		27	0.00.36
		25	0.00.36
		22	0.00.36

FIO

0.59			T2

NO MATO

2.22			T2

2.54			T2

2.56			T2

2.63		N	T3
		2'	0.05.27
		2'	0.05.50
		2'	0.06.33

2.63		V	T4
		40	0.07.27
		40	0.07.50
		40	0.08.33

3.10			T4

3.75		V	T5
		35	0.09.07
		33	0.09.31
		30	0.10.14

3.79		V	T6
		24	0.09.12
		22	0.09.35
		19	0.10.18

3.90			T6
4.07			T6
4.09			T6
4.29			T6
4.46			T6
4.48			T6
4.50		N	T7
		1'	0.10.58
		1'	0.11.31
		1'	0.12.33

4.50		V	T8
		50	0.11.58
		50	0.12.31
		50	0.13.33

5.21			T8

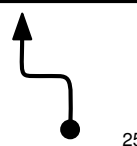
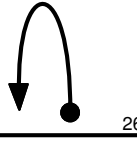
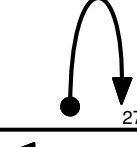
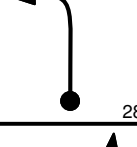
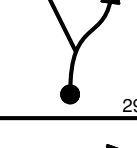
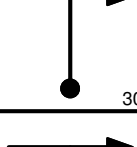
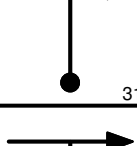
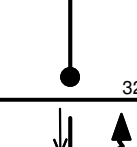
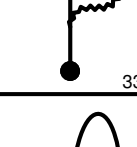
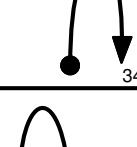
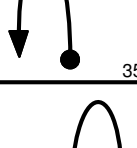
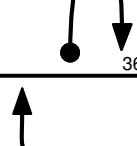
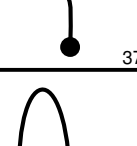
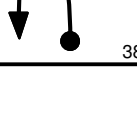
ENTRA EUCALIPTO

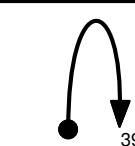
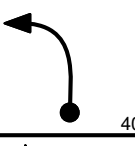
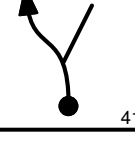
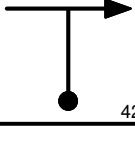
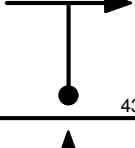
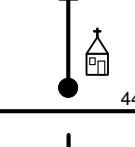
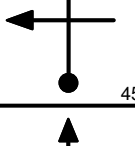
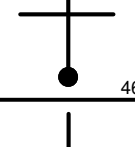
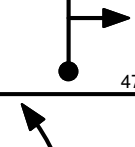

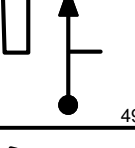
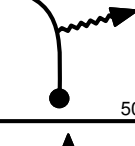
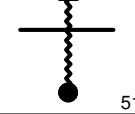

5.41		V	T9
		38	0.13.04
		35	0.13.37
		32	0.14.38

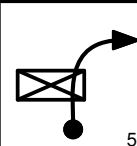
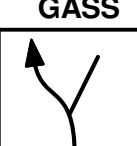
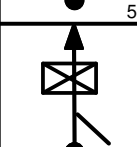
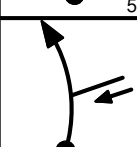
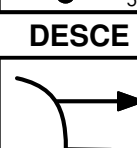
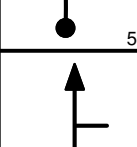
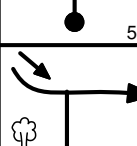
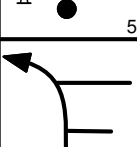
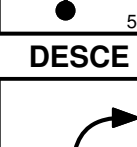
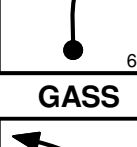
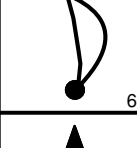
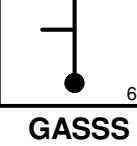
5.62			T9

5.81			T9

5.99			T9

18 ENDURO DO TAPAL		Folha 4 de 37	
6.04		T9	
6.19		T9	
6.37		T9	
6.54		T9	
6.56		T9	
6.70		T9	
6.86		N T10 2' 0.15.21 2' 0.16.06 2' 0.17.21 2' 0.19.00	
6.86		V T11 40 0.17.21 38 0.18.06 35 0.19.21 32 0.21.00	
6.96		T11	
7.16		T11	
7.36		T11	
7.53		T11	
7.58		T11	
7.73		T11	

18 ENDURO DO TAPAL		Folha 5 de 37	
7.91		T11	
8.08		T11	
8.10		T11	
8.29		N T12 2' 0.19.30 2' 0.20.21 2' 0.21.49 2' 0.23.41	
8.29		V T13 50 0.21.30 50 0.22.21 50 0.23.49 50 0.25.41	
0.00		T13	
0.80		T13	
0.89		T13	
1.39		T13	
2.40		V T14 45 0.24.22 45 0.25.14 45 0.26.41 45 0.28.34	
3.07		T14	
CAIXA D'AGUA			
3.74		T14	
4.55		V T15 27 0.27.14 25 0.28.06 22 0.29.33 19 0.31.26	
0.00		T15	
0.10		T15	

18 ENDURO DO TAPAL		Folha 6 de 37	
0.29		T15	
GASS			
0.58		T15	
0.66		T15	
0.82		T15	
DESCE			
0.94		T15	
1.02		T15	
1.03		T15	
1.15		T15	
DESCE			
1.21		T15	
GASS			
1.28		T15	
1.39		T15	
GASS			
1.94		T15	
DESCE			

2.44		T15
2.52		N T16 3' 0.32.50 3' 0.34.09 3' 0.36.26 3' 0.39.24
2.52		V T17 28 0.35.50 25 0.37.09 22 0.39.26 19 0.42.24

GASS

2.74		T17
2.92		T17
3.08		T17

LAVOURA

4.11		T17
------	--	-----

ENTRA MATO

4.15		T17
4.36		T17
4.52		N T18 3' 0.40.08 3' 0.41.57 3' 0.44.53 3' 0.48.43
4.52		V T19 45 0.43.08 45 0.44.57 45 0.47.53 45 0.51.43
0.00		V T20 24 0.44.17 24 0.46.07 24 0.49.03 24 0.52.52
0.87		T20
1.06		T20

1.16		V T21 45 0.45.01 45 0.46.50 45 0.49.46 45 0.53.36
1.52		V T22 24 0.45.29 24 0.47.19 24 0.50.15 24 0.54.04
1.62		V T23 45 0.45.44 45 0.47.34 45 0.50.30 45 0.54.19

MSC

1.82		D T24 1' 0.46.00 1' 0.47.50 1' 0.50.46 1' 0.54.35
2.05		V T25 25 0.47.00 23 0.48.50 20 0.51.46 17 0.55.35
2.42		V T26 35 0.47.54 33 0.49.48 31 0.52.52 29 0.56.54
2.49		V T27 24 0.48.01 21 0.49.56 18 0.53.01 15 0.57.02
2.54		T27
2.59		T27
2.82		T27
3.12		T27
3.20		T27
3.28		T27

3.32		T27
3.41		T27
3.49		T27
3.75		T27
3.98		T27
4.05		N T28 2' 0.51.55 2' 0.54.23 3' 0.58.13 2' 1.03.17
4.05		V T29 45 0.53.55 45 0.56.23 45 1.01.13 45 1.05.17
4.12		T29
4.27		T29
4.59		T29
4.84		T29
MSC		
5.36		D T30 1' 0.55.40 1' 0.58.08 1' 1.02.57 1' 1.07.02
5.60		V T31 45 0.56.40 45 0.59.08 45 1.03.57 45 1.08.02

18 ENDURO DO PATU 10 de 37	
6.55	
6.68	
RAMPA	
6.86	
0.00	
0.09	
0.17	
0.49	
0.70	
1.19	
1.48	
1.54	
1.79	
2.02	
2.09	

18 ENDURO DO PATU 11 de 37	
2.22	
DESCE	
2.42	
2.67	
2.75	
2.79	
LAGE	
3.02	
3.30	
3.34	
GASSSS	
3.53	
3.71	
3.71	
3.77	
3.79	

18 ENDURO DO PATU 12 de 37	
3.85	
3.97	
4.04	
4.08	
4.40	
4.48	
0.19	
0.36	
0.38	
1.06	
1.35	
DESCE	
1.50	
1.60	

18 ENDURO DO PATU 13 de 37			
1.62			T43
2.31		V T44 35 1.16.32 33 1.20.07 30 1.27.05 27 1.33.48	
2.60			T44
2.67			T44
2.91			T44
3.14		V T45 31 1.17.57 28 1.21.37 25 1.28.45 22 1.35.39	
3.50		N T46 4' 1.18.39 4' 1.22.24 4' 1.29.37 4' 1.36.38	
3.50		V T47 27 1.22.39 25 1.26.24 22 1.33.37 19 1.40.38	
3.94			T47
3.97			T47
DESCE			
4.67			T47
4.73			T47
4.84			T47

18 ENDURO DO PATU 14 de 37			
4.91			T47
4.97			T47
5.00			T47
GASSS			
5.20			T47
5.38		N T48 4' 1.26.50 4' 1.30.54 4' 1.38.44 4' 1.46.34	
5.38		V T49 35 1.30.50 33 1.34.54 30 1.42.44 27 1.50.34	
0.00			
0.07			T49
0.14			T49
0.38			T49
0.61			T49
0.68			T49
0.81			T49
DESCE			
1.01		V T50 25 1.32.34 23 1.36.44 20 1.44.45 17 1.52.49	

18 ENDURO DO PATU 15 de 37			
1.35			T50
1.38			T50
1.68		V T51 27 1.34.10 25 1.38.29 22 1.46.46 19 1.55.11	
2.10			T51
2.29			T51
2.46			T51
2.48			T51
3.16		V T52 35 1.37.27 32 1.42.02 29 1.50.48 26 1.59.51	
3.53			T52
3.76		V T53 25 1.38.29 23 1.43.10 20 1.52.03 17 2.01.14	
0.00			
0.17			T53
0.46		N T54 3' 1.39.35 3' 1.44.22 3' 1.53.25 3' 2.02.51	
0.46		V T55 20 1.42.35 20 1.47.22 20 1.56.25 20 2.05.51	
BERA ROÇA			

0.61		T55
	181	

0.74		T55
	182	

ESTRADINHA

0.80		V T56
	183	40 1.43.37
		40 1.48.23
		40 1.57.27
		40 2.06.53

0.89		T56
	184	

1.40		V T57
	185	20 1.44.31
		20 1.49.17
		20 1.58.21
		20 2.07.47

1.72		V T58
0.00	186	48 1.45.28
		48 1.50.15
		48 1.59.18
		48 2.08.44

0.82		T58
	187	

BEIRA ROÇA

1.35		V T59
	188	40 1.47.09
		38 1.51.56
		36 2.00.59
		34 2.10.26

1.44		T59
	189	

1.50		T59
	190	

1.57		T59
	191	

3.06		N T60
	192	1' 1.49.43
		1' 1.54.38
		1' 2.03.50
		1' 2.13.27

3.06		V T61
	193	40 1.50.43
		38 1.55.38
		36 2.04.50
		33 2.14.27

3.97		V T62
0.00	194	50 1.52.05
		48 1.57.04
		48 2.06.21
		48 2.16.06

0.96		T62
	195	

1.93		T62
	196	

3.50		V T63
	197	30 1.56.17
		30 2.01.27
		30 2.10.44
		30 2.20.28

3.86		V T64
	198	50 1.57.00
		50 2.02.10
		50 2.11.27
		50 2.21.12

4.94		T64
	199	

5.06		T64
	200	

5.59		V T65
	201	35 1.59.05
		35 2.04.14
		35 2.13.32
		35 2.23.16

6.15		T65
	202	

6.80		V T66
0.00	203	40 2.01.09
		40 2.06.19
		40 2.15.36
		40 2.25.21

0.04		T66
	204	

0.18		T66
	205	

0.21		T66
	206	

0.28		V T67
	207	22 2.01.35
		20 2.06.44
		17 2.16.01
		14 2.25.46

DESCE		
0.39		T67
	208	

0.46		T67
	209	

0.62		T67
	210	

0.63		T67
	211	

0.78		T67
	212	

0.80		T67
	213	

0.88		T67
	214	

0.93		T67
	215	

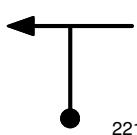

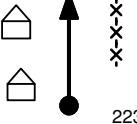
1.00		T67
	216	

1.19		T67
	217	

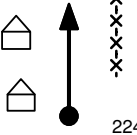
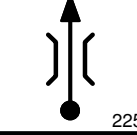
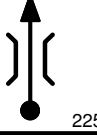

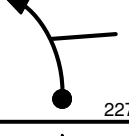
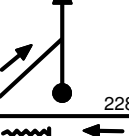
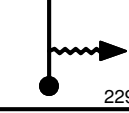
1.23		T67
	218	

1.90		T67
	219	

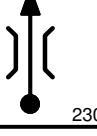
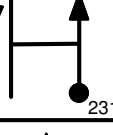
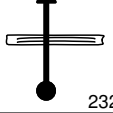
1.93		N T68
	220	2' 2.06.05
		2' 2.11.41
		2' 2.21.51
		2' 2.32.50

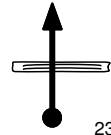
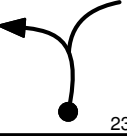
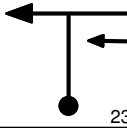
18 ENDURO DO PATU 19 de 37		
1.93		V T69
		45 2.08.05
		45 2.13.41
		45 2.23.51
	221	45 2.34.50
2.55		T69
2.87		N T70
		30' 2.09.20
		30' 2.14.56
		30' 2.25.06
	223	30' 2.36.05

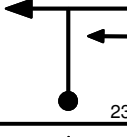
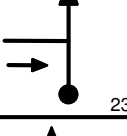
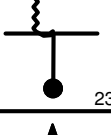
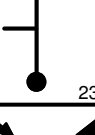
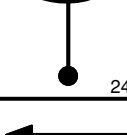
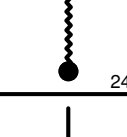
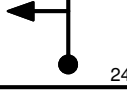


2.87		V T71
		45 2.39.20
		45 2.44.56
		45 2.55.06
	224	45 3.06.05
0.00		T71
0.17		T71
0.26		T71
0.33		T71
0.79		T71
0.90		V T72
		25 2.40.32
		23 2.46.08
		20 2.56.18
	229	17 3.07.17


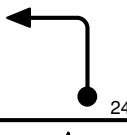

RAMPA

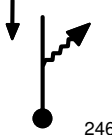

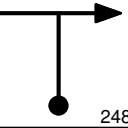
0.98		T72
1.54		T72
1.89		T72

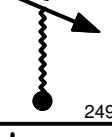
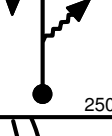
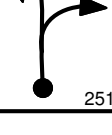
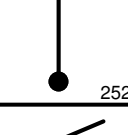
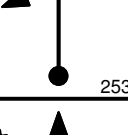
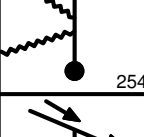
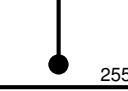
18 ENDURO DO PATU 20 de 37		
2.24		T72
	233	
2.37		T72
2.39		N T73
		2' 2.44.06
		2' 2.50.01
		2' 3.00.46
	235	2' 3.12.33

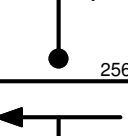
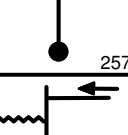
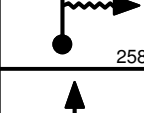
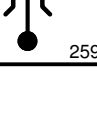
2.39		V T74
		45 2.46.06
		43 2.52.01
		40 3.02.46
	236	37 3.14.33
3.06		T74
3.53		V T75
		28 2.47.38
		25 2.53.37
		22 3.04.29
	238	19 3.16.24
3.81		T75
4.05		T75
4.47		V T76
		40 2.49.38
		38 2.55.52
		35 3.07.03
	241	32 3.19.22
4.88		V T77
		27 2.50.15
		25 2.56.31
		22 3.07.45
	242	19 3.20.08

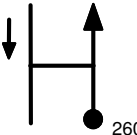
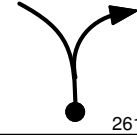
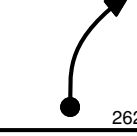
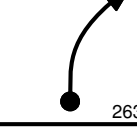
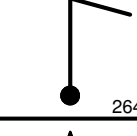
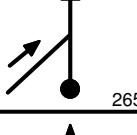
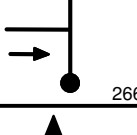
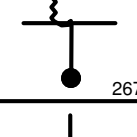
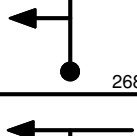
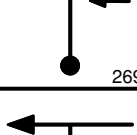
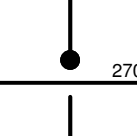


BEIRA MATO

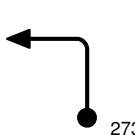
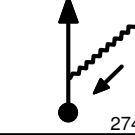
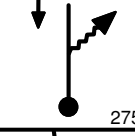
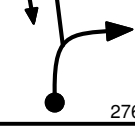
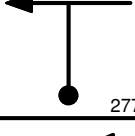
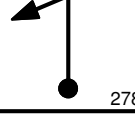
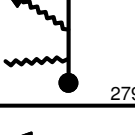
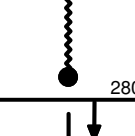
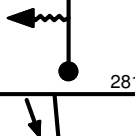
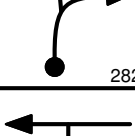
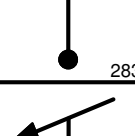
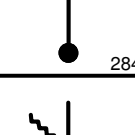
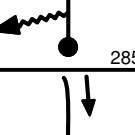
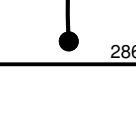
0.45		T77
0.49		T77
0.61		T77

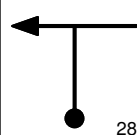
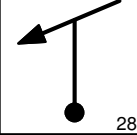
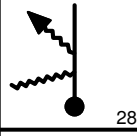
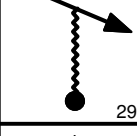
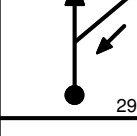
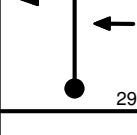
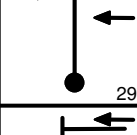
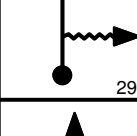
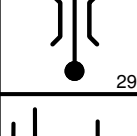
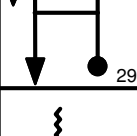
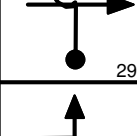
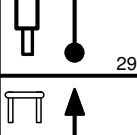
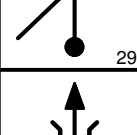
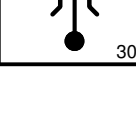
18 ENDURO DO PATU 21 de 37		
0.68		T77
	246	
0.82		T77
0.84		T77
	248	

1.04		T77
1.10		T77
1.24		T77
	251	
1.26		T77
1.29		T77
1.31		T77
	254	
1.36		T77

1.68		N T78
		2' 2.53.59
		2' 3.00.33
		2' 3.12.20
	256	2' 3.25.26
1.68		V T79
		24 2.55.59
		24 3.02.33
		24 3.14.20
	257	24 3.27.26
1.80		V T80
		25 2.56.17
		23 3.02.51
		20 3.14.38
	258	17 3.27.44
1.88		T80

18 ENDURO DO PATU 22 de 37			
2.44		T80	
DESCE			
3.27		T80	
3.34		N T81	
		2' 2.59.59	
		2' 3.06.52	
		2' 3.19.15	
		2' 3.33.10	
3.34		V T82	
		40 3.01.59	
		38 3.08.52	
		35 3.21.15	
		32 3.35.10	
3.38		T82	
3.52		V T83	
		47 3.02.15	
		45 3.09.09	
		42 3.21.33	
		39 3.35.31	
4.18		T83	
4.65		V T84	
		27 3.03.42	
		25 3.10.40	
		22 3.23.10	
		19 3.37.15	
4.93		T84	
5.13		T84	
5.56		V T85	
		40 3.05.43	
		38 3.12.51	
		35 3.25.39	
		32 3.40.07	
5.96		V T86	
0.00		28 3.06.19	
		25 3.13.28	
		22 3.26.20	
		19 3.40.52	
BEIRANDO MATO			
0.45		T86	
BEIRA MATO			

18 ENDURO DO PATU 23 de 37			
0.49		T86	
0.61		T86	
0.68		T86	
0.82		T86	
0.84		T86	
0.87		T86	
0.89		T86	
0.99		T86	
1.01		T86	
1.16		T86	
1.18		T86	
1.21		T86	
1.23		T86	
1.25		T86	

18 ENDURO DO PATU 24 de 37			
1.27		T86	
1.30		T86	
1.32		T86	
1.43		T86	
1.47		T86	
1.79		N T87	
		2' 3.10.09	
		2' 3.17.46	
		2' 3.31.13	
		2' 3.46.31	
1.79		V T88	
		25 3.12.09	
		25 3.19.46	
		25 3.33.13	
		25 3.48.31	
1.90		V T89	
		26 3.12.25	
		23 3.20.02	
		20 3.33.29	
		17 3.48.47	
1.99		T89	
2.55		V T90	
		45 3.13.55	
		44 3.21.44	
		43 3.35.26	
		42 3.51.05	
3.03		V T91	
0.00		50 3.14.33	
		50 3.22.23	
		50 3.36.06	
		50 3.51.46	
0.66		T91	
1.82		T91	
2.59		T91	

18 ENDURO DO PATU 25 de 37			
3.20		V	T92
		30	3.18.24
		28	3.26.13
		25	3.39.57
		22	3.55.36
NO MATO			
3.31		T92	
3.49		T92	
3.64		T92	
3.99		V	T93
		45	3.19.59
		45	3.27.55
		45	3.41.50
		45	3.57.46
4.90		T93	
5.53		T93	
6.26		V	T94
		25	3.23.00
		22	3.30.57
		19	3.44.52
		16	4.00.47
0.00		T94	
0.08		T94	
0.54		T94	
0.69		T94	
0.94		T94	
1.31		T94	

18 ENDURO DO PATU 26 de 37			
1.53		T94	
1.55		V	T95
		24	3.26.43
		21	3.35.10
		18	3.49.46
		15	4.06.36
0.00		T95	
0.04		T95	
0.06		T95	
0.09		T95	
0.11		T95	
0.16		T95	
0.32		T95	
0.36		T95	
PINGUELA			
0.45		T95	
0.49		T95	
0.76		T95	
0.78		T95	

18 ENDURO DO PATU 27 de 37			
1.71		T95	
2.07		N	T96
		3'	3.31.54
		3'	3.41.05
		3'	3.56.40
		3'	4.14.53
2.07		V	T97
		45	3.34.54
		45	3.44.05
		45	3.59.40
		45	4.17.53
2.50		V	T98
		25	3.35.28
		25	3.44.40
		25	4.00.14
		25	4.18.27
2.65		V	T99
		45	3.35.50
		45	3.45.01
		45	4.00.36
		45	4.18.49
2.87		V	T100
		24	3.36.08
		21	3.45.19
		18	4.00.53
		15	4.19.06
0.00		T100	
0.04		T100	
0.06		T100	
0.09		T100	
0.11		T100	
0.16		T100	
0.36		T100	
0.45		V	T101
		35	3.37.18
0.47		33	3.46.39
		31	4.02.27
		29	4.20.59

0.71 T101

0.79 T101

0.98

V	T102
25	3.38.11
23	3.47.35
20	4.03.26
17	4.22.03

BEIRANDO MATO

1.19 T102

ENTRA MATO

1.21 T102

1.48 T102

1.52 T102

1.67 T102

1.82 T102

1.83 T102

2.06 T102

2.08 T102

2.12

N	T103
2'	3.40.55
2'	3.50.33
2'	4.06.52
2'	4.26.04

2.12

V	T104
45	3.42.55
45	3.52.33
45	4.08.52
45	4.28.04

2.47

V	T105
35	3.43.23
35	3.53.01
35	4.09.20
35	4.28.32

2.70 T105

2.79 T105

2.98

V	T106
25	3.44.15
23	3.53.54
20	4.10.12
17	4.29.24

BEIRANDO MILHO

3.18

V	T107
25	3.44.44
23	3.54.25
20	4.10.48
17	4.30.07

BEIRANDO MILHO

0.18 T107

BEIRANDO MILHO

0.42 T107

DIREÇÃO A CERCA

0.60 T107

BEIRANDO CERCA

0.65

V	T108
30	3.46.18
28	3.56.07
25	4.12.45
22	4.32.24

PORTEIRINHA

0.72 T108

0.75 T108

0.84 DIREÇÃO A RAMPA T108

BEIRA CERCA

0.90 T108

CARREIRO VACA

0.95 T108

BEIRANDO CERCA

1.09 T108

ESTRADINHA

1.22 T108

DIREÇÃO ARVORE

1.39 T108

BANDEIRA

1.46 T108

BANDEIRA

1.54 T108

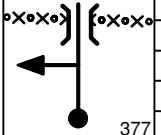
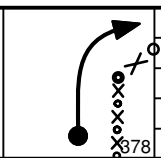
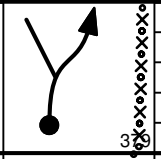
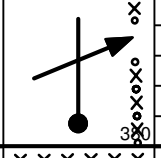
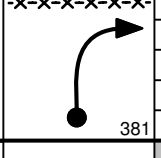
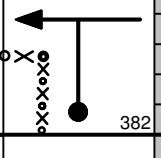
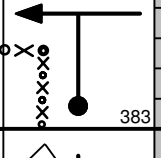
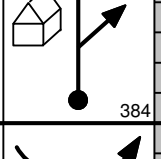
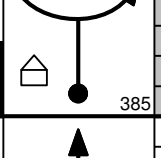
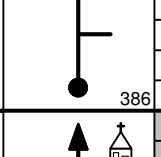
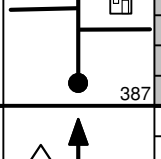
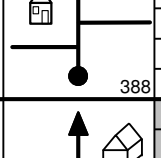
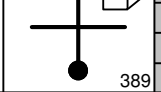
BANDEIRA

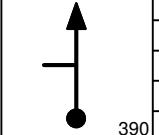
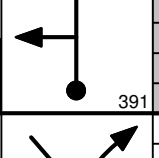
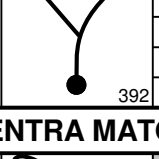
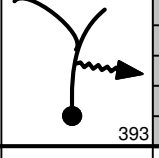
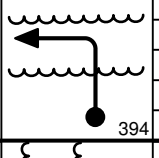
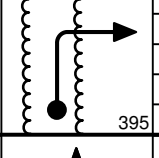
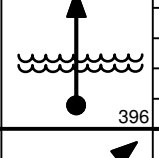
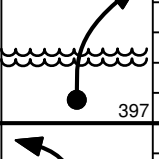
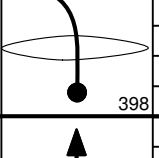
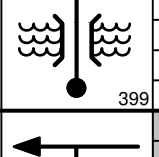
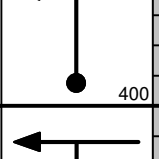
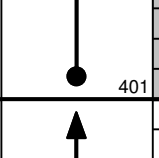

1.58 T108

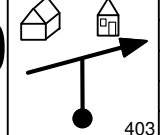
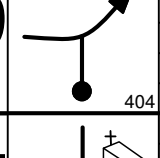
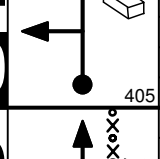
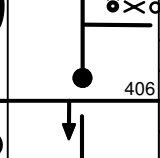
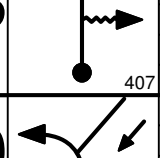
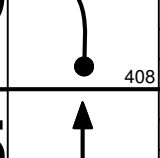
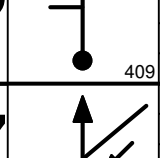
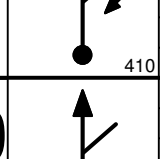
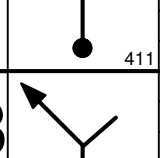
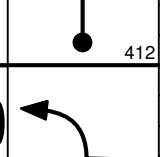
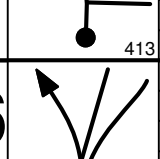
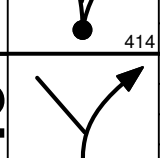
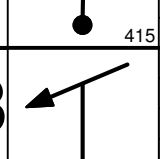

BANDEIRA

1.66 T108

1.75 T108

18 ENDURO DO PATU 31 de 37	
1.81	 T108
BANDEIRAS	
1.86	 T108
2.00	 T108
2.12	 T108
2.27	 T108
2.31	 N T109 2' 3.49.37 2' 3.59.40 2' 4.16.44 2' 4.36.56
2.31	 V T110 45 3.51.37 45 4.01.40 45 4.18.44 45 4.38.56
2.75	 V T111 30 3.52.12 30 4.02.15 30 4.19.19 30 4.39.31
3.01	 V T112 40 3.52.43 40 4.02.47 40 4.19.51 40 4.40.02
0.42	 T112
1.04	 V T113 30 3.54.17 30 4.04.20 30 4.21.24 30 4.41.36
1.43	 T113
1.59	 V T114 45 3.55.23 45 4.05.26 45 4.22.30 45 4.42.42

18 ENDURO DO PATU 32 de 37	
2.07	 T114
2.77	 V T115 40 3.56.57 40 4.07.01 40 4.24.05 40 4.44.16
0.62	 T115
ENTRA MATO	
0.72	 V T116 21 3.58.02 19 4.08.05 16 4.25.09 13 4.45.21
0.75	 T116
0.84	 T116
0.99	 T116
1.24	 T116
1.79	 T116
2.24	 T116
2.45	 N T117 4' 4.02.59 4' 4.13.33 4' 4.31.39 4' 4.53.20
2.45	 V T118 45 4.06.59 45 4.17.33 45 4.35.39 45 4.57.20
2.62	 T118

18 ENDURO DO PATU 33 de 37	
3.40	 T118
3.49	 T118
3.64	 V T119 45 4.08.34 45 4.19.08 45 4.37.14 45 4.58.56
0.59	 T119
0.93	 V T120 25 4.09.48 23 4.20.23 20 4.38.28 17 5.00.10
0.99	 T120
1.05	 T120
1.07	 T120
1.20	 T120
1.43	 T120
1.70	 T120
1.76	 T120
2.42	 T120
2.63	 N T121 1' 4.13.53 1' 4.24.49 1' 4.43.34 1' 5.06.10

18 ENDURO DO PATU 34 de 37			
2.63		V	T122
0.00		25	4.14.53
		23	4.25.49
		20	4.44.34
		17	5.07.10
			T122
0.05			
			T122
0.12			
			T122
0.18			
			T122
0.24			
			T122
0.34			
			T122
0.40			
			T122
0.46			
			T122
0.51			
			T122
0.53			
			T122
0.67			
			T122
0.69			
			T122
0.82			
			T122
1.05			
			T122

18 ENDURO DO PATU 35 de 37			
1.07			T122
1.12			T122
1.14			T122
1.28			T122
1.51			T122
1.83			T122
2.50			T122
2.71		N	T123
		2'	4.21.23
		2'	4.32.53
		2'	4.52.42
		2'	5.16.44
2.71		V	T124
0.00		50	4.23.23
		50	4.34.53
		50	4.54.42
		50	5.18.44
			T124
0.43			
			T124
0.70			
			T124
1.02			
			T124
1.55			
			T124
2.42			
			T124

18 ENDURO DO PATU 36 de 37			
2.82			T124
3.19		V	T125
		20	4.27.13
		20	4.38.43
		20	4.58.32
		20	5.22.33
3.34		V	T126
		50	4.27.40
		50	4.39.10
		50	4.58.59
		50	5.23.00
			T126
4.45			
			T126
4.90			
			T126
5.72		V	T127
0.00		50	4.30.31
		50	4.42.01
		50	5.01.50
		50	5.25.52
			T127
0.50		V	T128
		45	4.31.07
		45	4.42.37
		45	5.02.26
		45	5.26.28
			T128
BEIRANDO CERCA			
0.86		V	T129
		20	4.31.36
		20	4.43.06
		20	5.02.55
		20	5.26.57
			T129
PEDRAS			
0.90			T129
1.24			T129
1.53			T129
1.84		V	T130
		45	4.34.32
		45	4.46.02
		45	5.05.51
		45	5.29.53
			T130
2.03		V	T131
		27	4.34.48
		25	4.46.18
		22	5.06.06
		19	5.30.08
			T131
FIO			

3.66			T131

3.80		D	T132
		3'	4.38.44
		3'	4.50.32
		3'	5.10.56
		3'	5.35.44

4.25			T132

4.26	FIM	N	T133
		0'	4.41.44
		0'	4.53.32
		0'	5.13.56
		0'	5.38.44

FIM DA PROVA !!



Planilha gerada pelo programa TotemPlanilha que foi criado pela Totem.

Esta é uma das formas que a Totem participa da evolução do Off Road.

www.totemonline.com.br

kavuka2021_R12.pla / Chk=0C45CD4A

4E0CA0759242

v7.72